


Winfield Foleys Fire Protection District
 PO Box 118
 Winfield, MO 63389
 Office 636-566-8406
 Fax 636-668-8123
 Email lvancleve@wffpd.org



APPLICATION FOR BUILDING PERMIT

911 Approved Project Address	Address:	Lot #
	City:	
Business or Subdivision Name		

Owner Name	Telephone #
Mailing Address	Cell #
City/State/Zip	Fax #

Contractor Name	Telephone #
Mailing Address	Cell #
City/State/Zip	Fax #

Architect Name	Telephone #
----------------	-------------

Type of Work (v Check One)	Type of Occupancy (v One)	Building Purpose (v One)
<input type="checkbox"/> Addition	<input type="checkbox"/> Single Family	<input type="checkbox"/> Assembly
<input type="checkbox"/> Alteration/Interior Finish	<input type="checkbox"/> Duplex	<input type="checkbox"/> Business
<input type="checkbox"/> Basement Finish	<input type="checkbox"/> Multifamily (3 or more units)	<input type="checkbox"/> Educational
<input type="checkbox"/> Fire Suppression (Sprinkler/hood system)	<input type="checkbox"/> Hotel/Motel	<input type="checkbox"/> Factory
<input type="checkbox"/> New Construction		<input type="checkbox"/> High Hazard
<input type="checkbox"/> Repair	Type of Plan (v One)	<input type="checkbox"/> Institutional
<input type="checkbox"/> Shell	<input type="checkbox"/> Custom	<input type="checkbox"/> Mercantile
<input type="checkbox"/> Other:	<input type="checkbox"/> Master	<input type="checkbox"/> Storage
	<input type="checkbox"/> Model Name or #	<input type="checkbox"/> Utility/Misc.

Total Estimated Construction Cost	\$	Finished Area Square Foot
-----------------------------------	----	---------------------------

Accessory Buildings	<input type="checkbox"/> Yes	<input type="checkbox"/> No	Electric Service? <input type="checkbox"/> Yes <input type="checkbox"/> No
Basement	<input type="checkbox"/> Finished	<input type="checkbox"/> Unfinished	<input type="checkbox"/> N/A
Garage <input type="checkbox"/> none	<input type="checkbox"/> Attached	<input type="checkbox"/> Detached	<input type="checkbox"/> Under Living Space
Exterior	<input type="checkbox"/> Brick (percentage _____)	<input type="checkbox"/> Other	
Fire Alarm	<input type="checkbox"/> Yes	<input type="checkbox"/> No	

I certify that I am the owner or agent authorized to apply for this permit and all information herein is true and correct. I understand that occupancy or use is not granted until the final inspection is approved. Commercial Structures only One (1) set of plans must be submitted with this application. In the event that a rough or final inspection has been rejected, a Re-inspection fee of \$40.00 must be paid before a re-inspection will be made. The Building Permit card must be posted on the construction site and visible from the street, or inspections will not be made, and thus will be a failed inspection. A 48hr. notice is required for all scheduled inspections. Approved plans must remain on site at all times. Submission of application grants the Districts Code Official or their Deputy right of entry to perform inspection(s).

Signature: _____ Date: _____

=====Office Use Only=====

Application #	Date of Application	Amount \$	Initials

Winfield Foley Fire Protection District

PO Box 118
Winfield, MO 63389
Office 636-566-8406
Fax 636-668-8123
Email lvancleve@wffpd.org

PERMIT AND INSPECTION REQUIREMENTS FOR RESIDENTIAL CONSTRUCTION

- The following is a list of things that we will be checking when we do our inspections. Please prepare for this prior to calling for your inspection. We require twenty-four (48) hours notice for inspections. We provide a Rough Framing and Final Inspection. If additional inspections are required there will be an additional charge of \$40.00 per inspection, which is due upon request of said inspection.
- You must state your permit number at the time you call for an inspection. Failure to have your permit number will not allow us to schedule your inspection.
- Application fees must be paid for before any inspections can be scheduled.
- An approved 911 address can be obtained by calling 1-636-528-2911.

Rough in (Framing) Inspection: (Before Insulation and drywall)

Refer to the 2003 IBC, IFC and IRC for further code requirements, below is just an overview and not all inclusive.

- A. Permit Card Must Be Posted in a Window, Visible from the Street, after rough inspection.
- B. Fire District Approved Plans AND THESE SHEETS Must Be On Site.
- C. All plumbing stacks must be flashed at the top and bottom plates.
- D. All bathroom exhausts must be vented to the exterior.
- E. All drop ceilings & soffits must be fire stopped at the top plate.
- F. Frame out attic access panels (min.22" x 30"). You may need more than one, if there are cathedral ceilings. Not allowed in rooms smaller 8' x 10'.
- G. Fire block walls including all penetrations and void spaces at top and bottom plates..
- H. Fire stop "void" spaces (furnace, vent stacks, electrical, etc.) at all levels (top and bottom plate. Must use metal flashing, 5/8" drywall and/or fire rated caulk.
- I. Bedroom windows must be a minimum of 20" wide x 24" high. Finished sill height not to exceed 44"
- J. No double cylinder (key needed to lock and unlock) dead bolts are allowed. Use only the thumb turn type.
- K. See attached Diagram "A" for furred out walls in the basement.
- L. Attached garage must have 20-minute fire rated door between garage and residence
- M. Pre-Fab Fireplaces:
 1. Maintain manufacturers required clearances.
 2. Firebox to be set on 22-gauge sheet metal.
 3. Flue chase must be lined with Type X drywall, all four (4) sides, all the way up to the bottom of the roof sheathing. Fire stop at floor and ceiling levels. All joints are to be tight fitting or sealed.

Winfield Foley Fire Protection District

PO Box 118
Winfield, MO 63389
Office 636-566-8406
Fax 636-668-8123
Email lvancleve@wffpd.org

Final Inspection: (Upon completion, Prior to occupancy)

Refer to the 2003 IBC, IFC and IRC for further code requirements, below is just an overview and not all inclusive.

- A. No double cylinder dead bolts are allowed (key needed to lock and unlock from inside and out). Use only the thumb turn type.
- B. All handrails and banisters must be installed at time of inspection. (Third step or more requires handrail) Guard rails along sides of stairs below the handrail that are not enclosed by a wall.
- C. Fireplaces shall be fitted with approved screens or glass doors. See E.
- D. Street address numbers (911 approved addresses) must be 4 inches tall and installed (see diagram "A") on the house and clearly visible from the street. If the house is not visible from the street, the address may be 3 inches tall on both sides of the mailbox provided the mailbox is next to the driveway. All addresses on the mailboxes must be of a permanent affixed type and contrasting with the background surface.
- E. If building has fuel fired appliance(s) or heating unit(s) then Carbon Monoxide detector will be required. Electric with battery backup or battery only will be installed per manufacturer recommendations.
- F. Smoke detectors must be placed and in working condition.
 - 1. One in each sleeping room.
 - 2. One in each hallway in the immediate area of sleeping rooms.
 - 3. On each additional story of the dwelling, including basements but not including crawl spaces and uninhabitable attics.
- G. Closet lights must have covers or sconces in place.
- H. GFCI outlets must be in place at all electrical receptacles within six (6) feet of a water source interior and exterior and including garages. Accessory buildings are required to have GFCI protection at exterior and unfinished floor areas.
- I. Electrical outlet covers must be in place. No exposed wiring connections or extension cords used as permanent wiring.
- J. Electrical box contents must be completely labeled including labels affixed to unused or blanks. No open spaces permitted.
- K. 20 minute door must be in place to separate garage from living space. (Solid wood or metal door but not hollow core doors). Shared wall or ceiling between garage and living space must be separated by 5/8" drywall.
- L. Spark arrestor (chimney) must be installed.
- M. Penetration by wire or plumbing pipes from one level to the next, (basement to main floor) must be fire blocked.

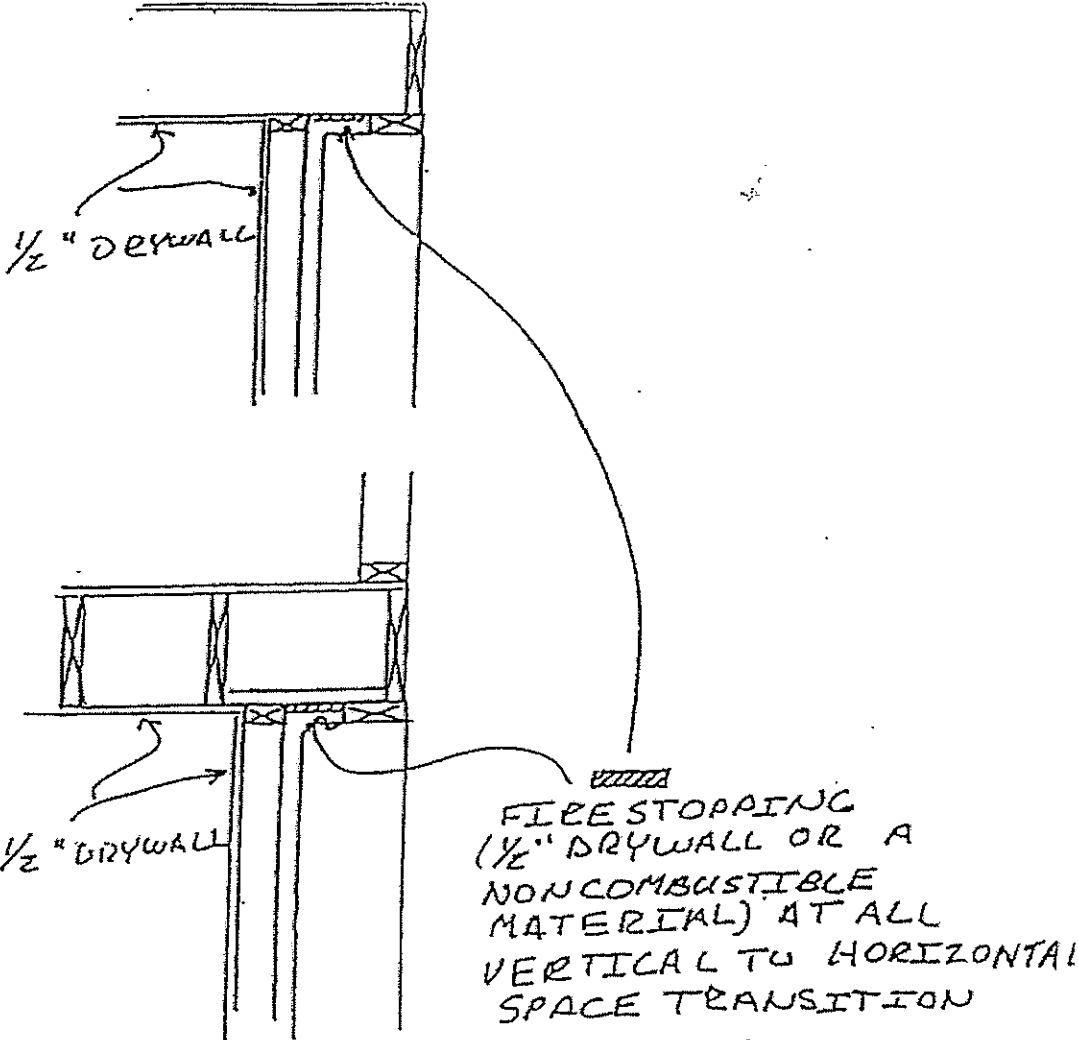
ALL BUILDING/FIRE CODE COMPLIANCE ISSUES MUST BE ADDRESSED SUCH AS FIRE BLOCK/CAULK.

Any items above that do not pass will become an automatic inspection failure.

Winfield Foley Fire Protection District

PO Box 118
Winfield, MO 63389
Office 636-566-8406
Fax 636-668-8123
Email lvanceve@wffpd.org

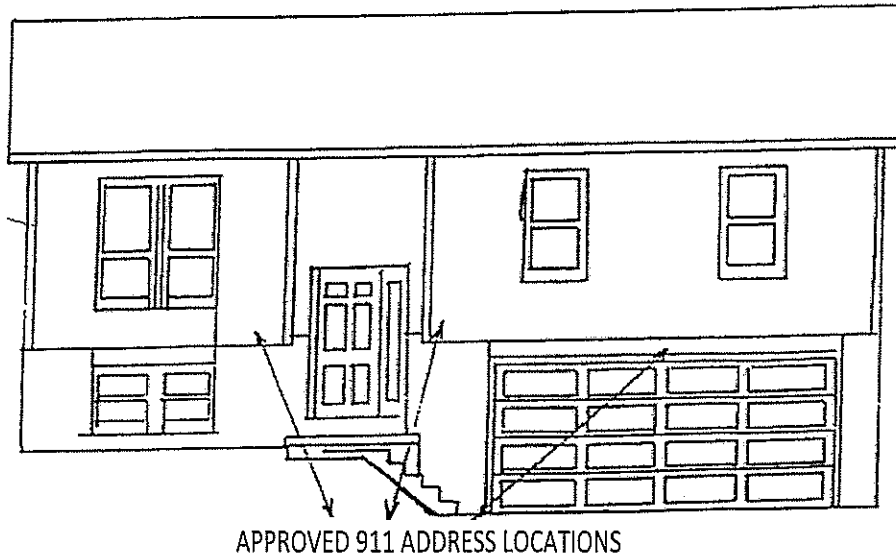
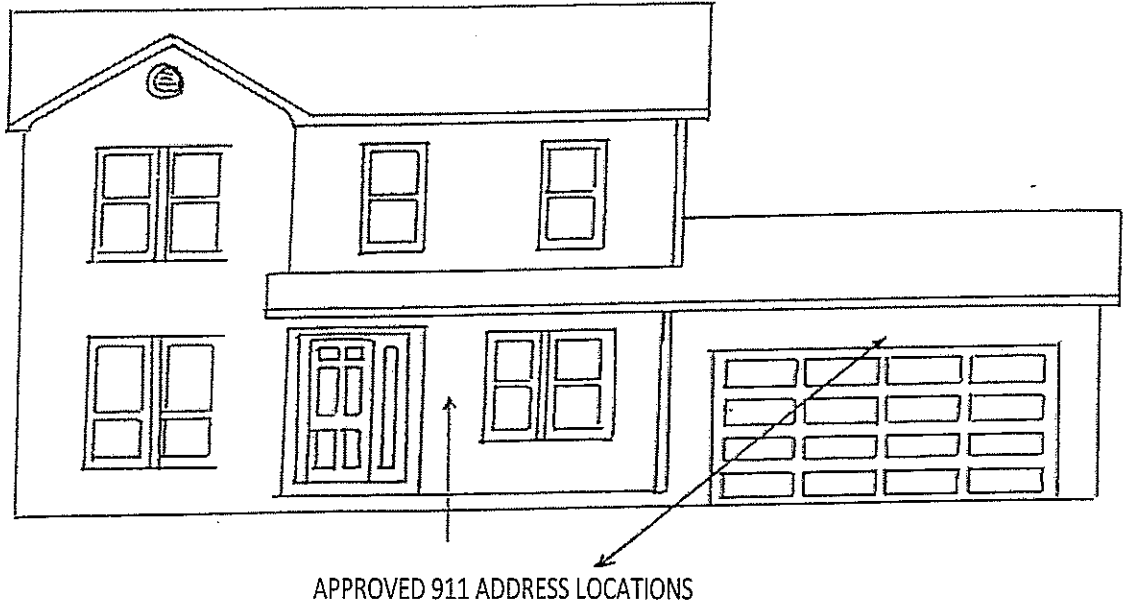
Diagram 'A'



Winfield Foley Fire Protection District

PO Box 118
Winfield, MO 63389
Office 636-566-8406
Fax 636-668-8123
Email lvancele@wffpd.org

Diagram 'B'



**IF THE HOUSE IS NOT VISIBLE FROM THE STREET,
THE ADDRESS MUST ALSO BE ON BOTH SIDES OF THE
MAILBOX.**